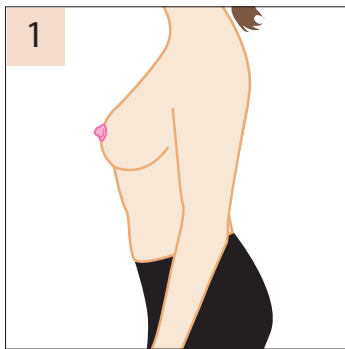


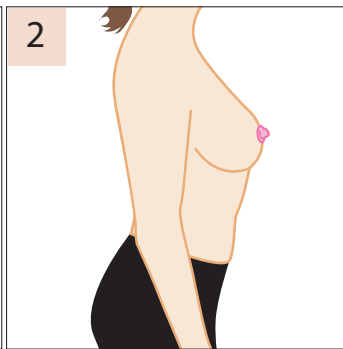
Breast Procedures

Photo Requirements

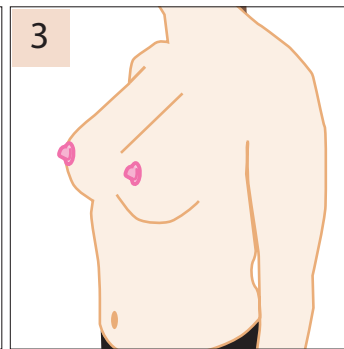
- ✓ Take each photo in positions as shown looking directly at nipple height (not from below or above angles)
- ✓ Photos need to show from upper neck to lower hips
- ✓ Stand naturally and relaxed (do not push out the chest)
- ✓ Clear, good quality photos with good lighting, no shadows
- ✓ Remove all upper garments
- ✓ These photos CANNOT be self taken



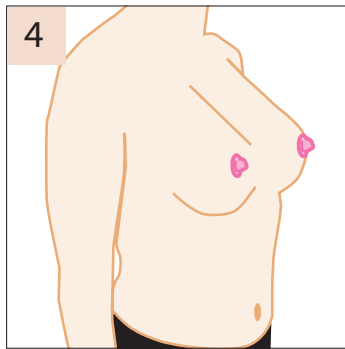
1
Left Side
Arms slightly back



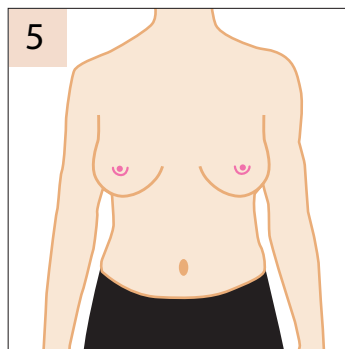
2
Right Side
Arms slightly back



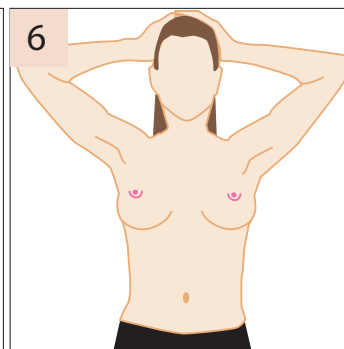
3
Left 45° Angle
Arms slightly back



4
Right 45° Angle
Arms slightly back

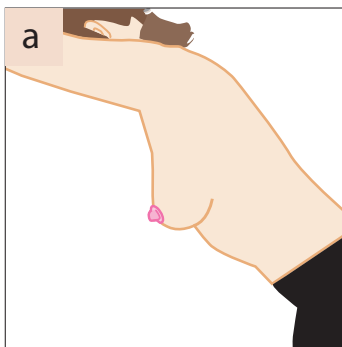


5
Front Arms Down
Arms down

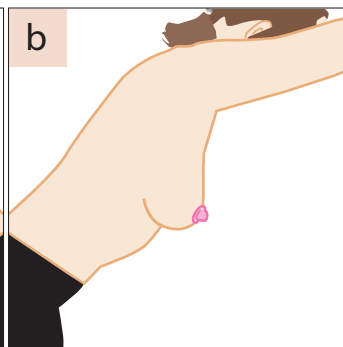


6
Front
Arms on head

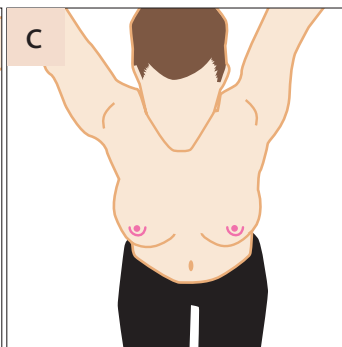
Additional Photos for Phuket Assessments



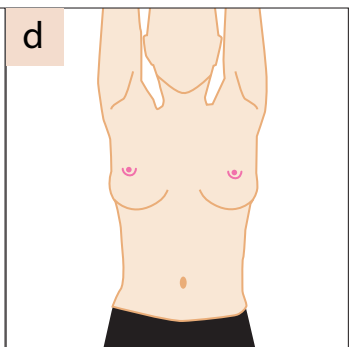
a
Left Side Dive



b
Right Side Dive



c
Front Dive



d
Front
Arms up

If photos do not meet the above requirements this will hold up your Free Assessment and Quote.