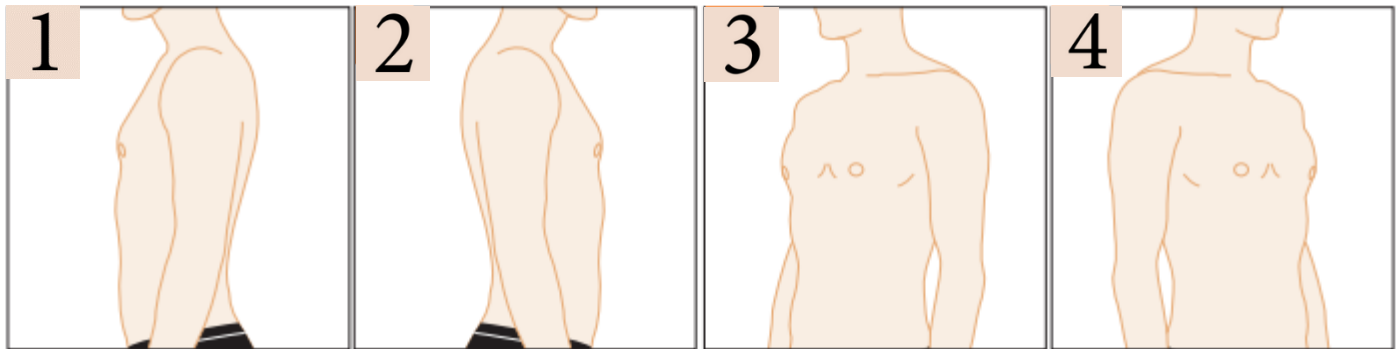


Male Breast Procedures

Photo Requirements

- ✓ Take each photo in positions as shown looking directly at nipple height (not from below or above angles)
- ✓ Photos need to show from upper neck to lower hips
- ✓ Stand naturally and relaxed (do not push out the chest)
- ✓ Clear, good quality photos with good lighting, no shadows
- ✓ Remove all upper garments
- ✓ These photos CANNOT be self taken

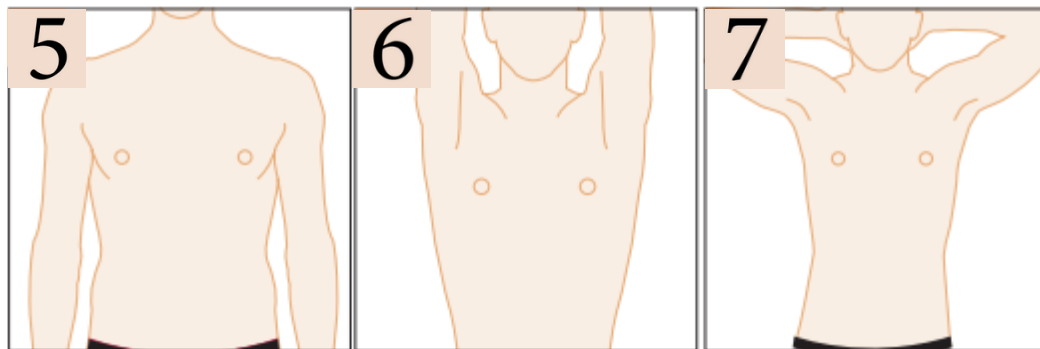


1
Left Side
Arms slightly back

2
Right Side
Arms slightly back

3
Left 45° Angle
Arms slightly back


4
Right 45° Angle
Arms slightly back



5
Front Arms Down
Arms down

6
Front
Arms up

7
Front
Arms on head



8
Left Side Dive

9
Right Side Dive

10
Front Dive

If photos do not meet the above requirements this will hold up your Free Assessment and Quote.

