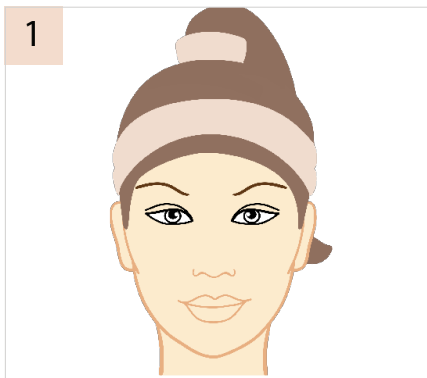


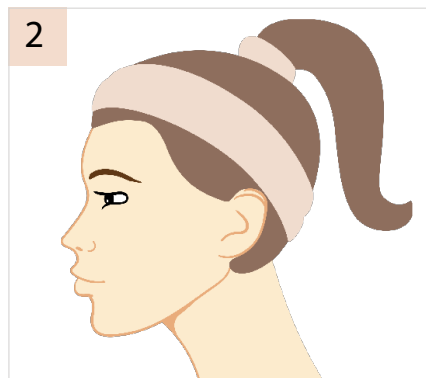
## Face & Eye Procedures

### Photo Requirements

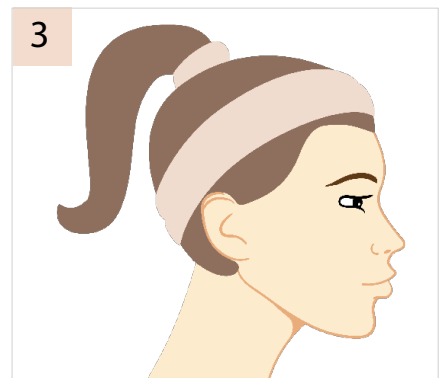
- ✓ Take each photo in positions as shown looking directly at the face (not from above or below angles)
- ✓ Clear, good quality photos with good lighting, no shadows
- ✓ No Makeup, hair tied up or hair band to push hair from face/neck
- ✓ Move camera around your head for different photo positions. Do not tilt or rotate your head/neck
- ✓ These photos CAN be self taken



Full Front



Left Side



Right Side



Right 45° Angle



Left 45° Angle



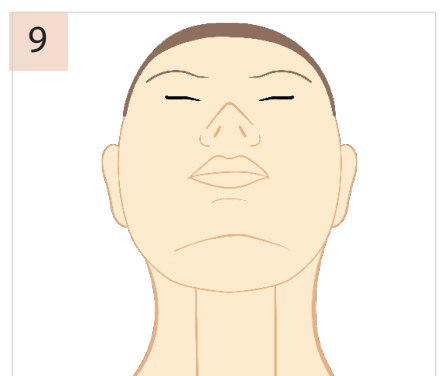
Full Front Head Down



Left Side Head Down



Right Side Head Down



Front - Under The Chin

**If photos do not meet the above requirements this will hold up your Free Assessment and Quote.**