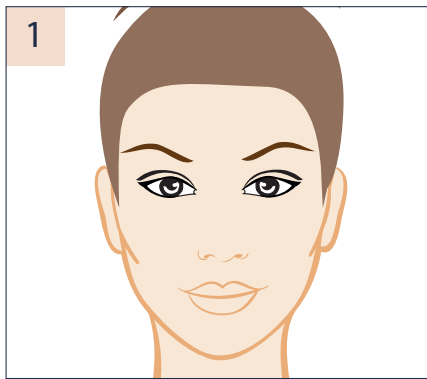


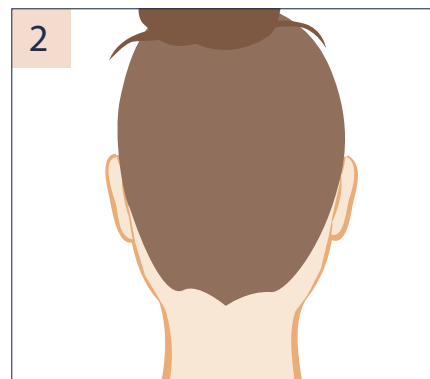
Ear Pinning / Otoplasty

Photo Requirements

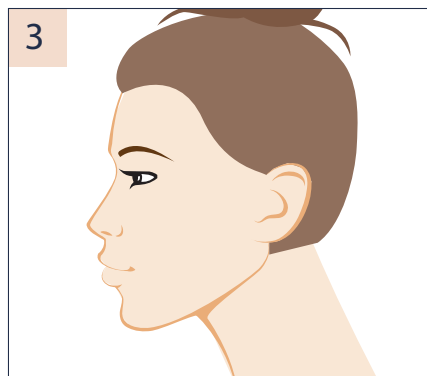
- ✓ Take each photo in positions as shown looking directly at the head (not from above or below angles)
 - ✓ Clear, good quality photos with good lighting, no shadows
 - ✓ Hair tied up or hair band to push hair from the ears and neck
- ✓ Move camera around your head for different photo positions. Do not tilt or rotate your head/neck
 - ✓ These photos CAN be self taken



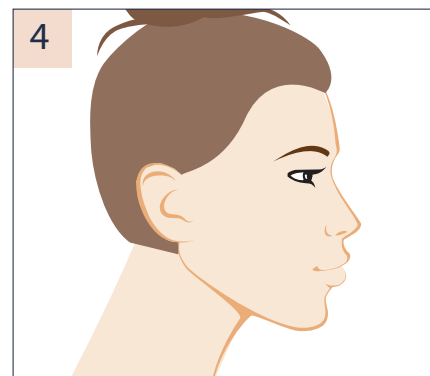
Full Front



Full Back



Left Side



Right Side

If photos do not meet the above requirements this will hold up your Free Assessment and Quote.