


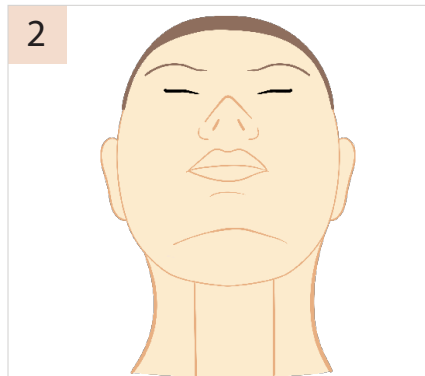
Nose Procedures

Photo Requirements

- ✓ Take each photo in positions as shown looking directly at the face (not from above or below angles)
 - ✓ Clear, good quality photos with good lighting, no shadows
 - ✓ Allow some distance from the nose to camera lens. Too close to the lens, the larger & bulbous the nose will look
 - ✓ No makeup, hair tied up or hair band to push hair from the face/neck
- ✓ Move camera around your head for different photo positions. Do not tilt or rotate your head/neck
 - ✓ These photos CAN be self taken



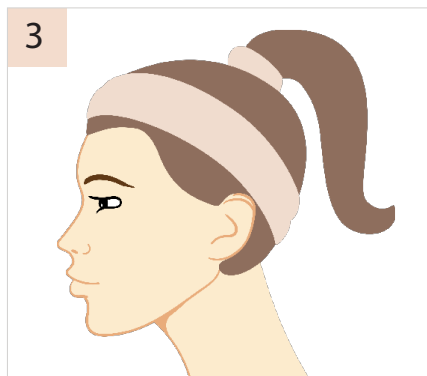
1
Full Front




2
Front - Up the nose



3
Front - Down the nose



3
Left Side



4
Right Side



5
Right 45° Angle



6
Right 45° Angle

If photos do not meet the above requirements this will hold up your Free Assessment and Quote.