



# Face & Eye Procedures

## Photo Requirements

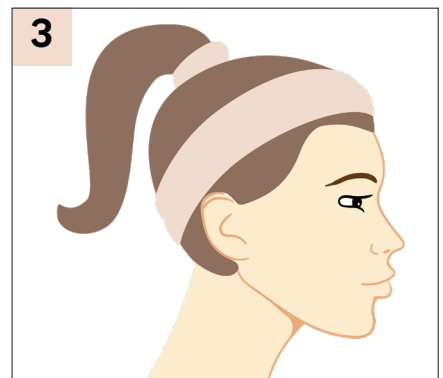
- ✓ Take each photo in positions as shown looking directly at the face (not from above or below angles)
- ✓ Clear, good quality photos with good lighting, no shadows
- ✓ No Makeup, hair tied up or hair band to push hair from face/neck
- ✓ Move camera around your head for different photo positions. Do not tilt or rotate your head/neck
- ✓ These photos CAN be self taken



1  
Full Front




2  
Left Side



3  
Right Side



4  
Right 45° Angle



5  
Left 45° Angle



6  
Full Front Head Down



7  
Left Side Head Down



8  
Right Side Head Down

If photos do not meet the above requirements this will hold up your Free Assessment and Quote.