


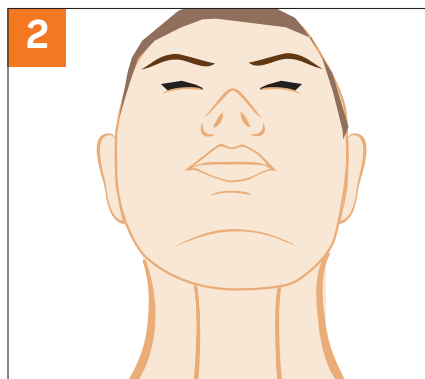
Nose Procedures

Photo Requirements


- ✓ Take each photo in positions as shown below
- ✓ Clear, good quality photos with ample lighting
- ✓ These photos can be self taken
- ✓ Move camera around your head for different photo positions. Do not tilt or rotate your head/neck.



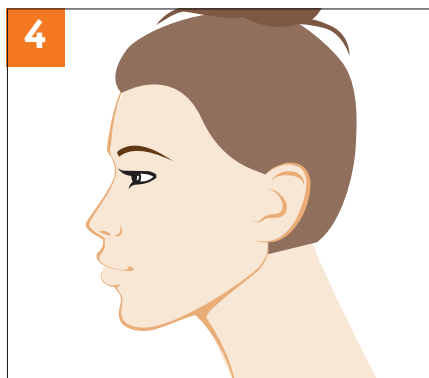
1 Full Front



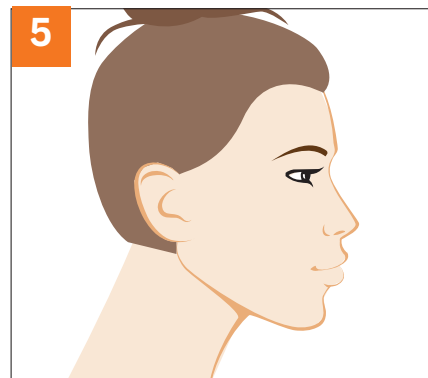
2 Front - Up the nose



3 Front - Down the nose



4 Left Side



5 Right Side



6 Right 45° Angle



7 Left 45° Angle

If photos do not meet the above requirements this will hold up your Free Assessment and Quote.