


Ear Pinning / Otoplasty

Photo Requirements

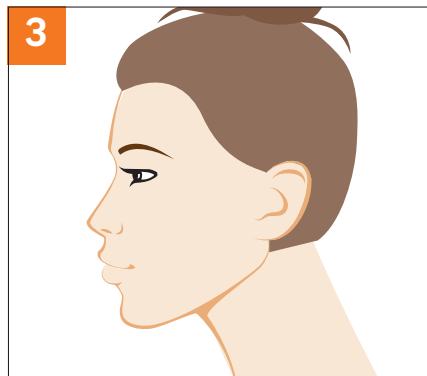
- ✓ Take each photo in positions as shown below
- ✓ Clear, good quality photos with ample lighting
- ✓ These photos can be self taken
- ✓ Move camera around your head for different photo positions. Do not tilt or rotate your head/neck.



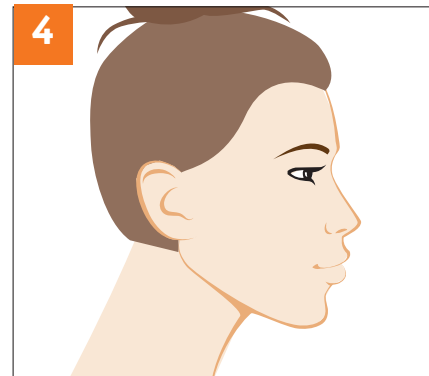
Full Front



Full Back



Left Side



Right Side



Left 45° Angle



Right 45° Angle

If photos do not meet the above requirements this will hold up your Free Assessment and Quote.