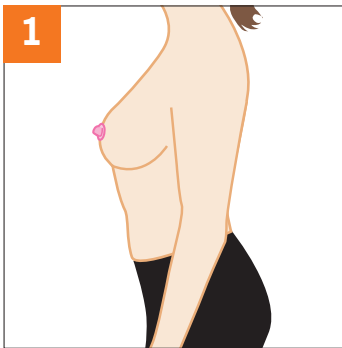


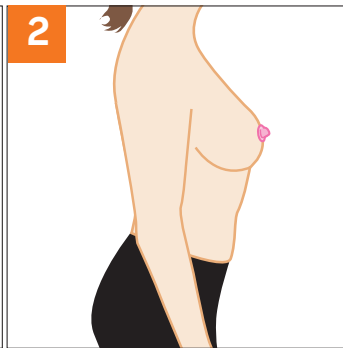
## Breast Procedures

### Photo Requirements

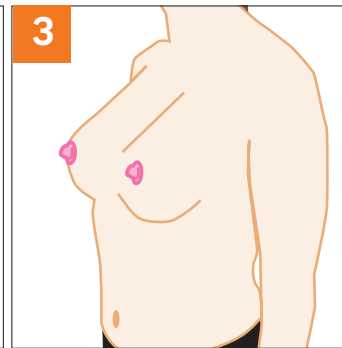
- ✓ Take each photo in positions as shown below with camera at nipple height
- ✓ Clear, good quality photos with ample lighting
- ✓ These photos are NOT to be self taken
- ✓ Remove all upper garments



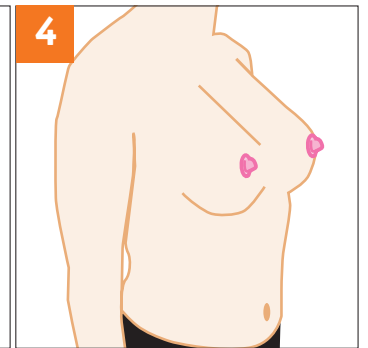
**1**  
Left Side  
Arms slightly back



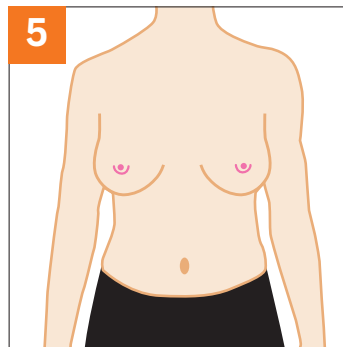
**2**  
Right Side  
Arms slightly back



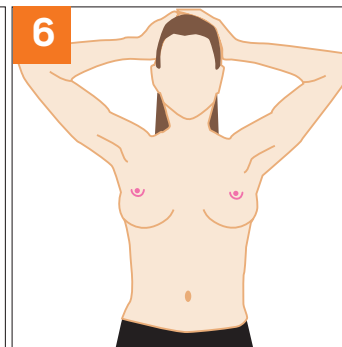
**3**  
Left 45° Angle  
Arms slightly back



**4**  
Right 45° Angle  
Arms slightly back

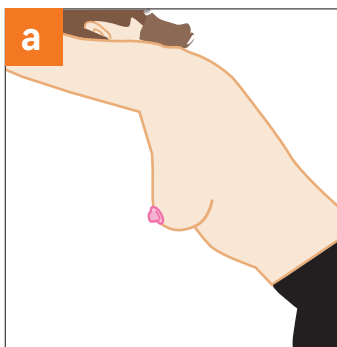


**5**  
Front Arms Down  
Arms down

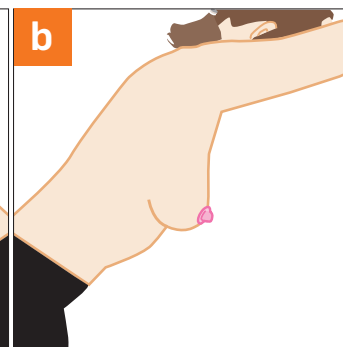


**6**  
Front  
Arms on head

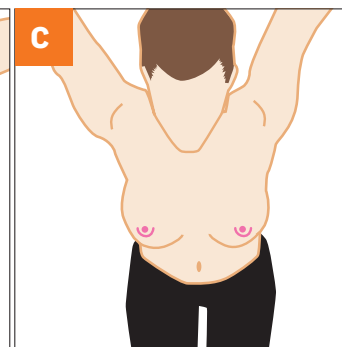
### Additional Photos for Phuket Assessments



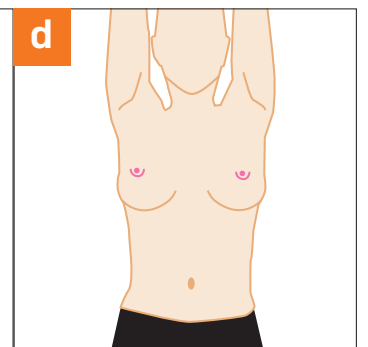
**a**  
Left Side Dive



**b**  
Right Side Dive



**c**  
Front Dive



**d**  
Front  
Arms up

If photos do not meet the above requirements this will hold up your Free Assessment and Quote.